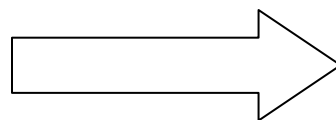
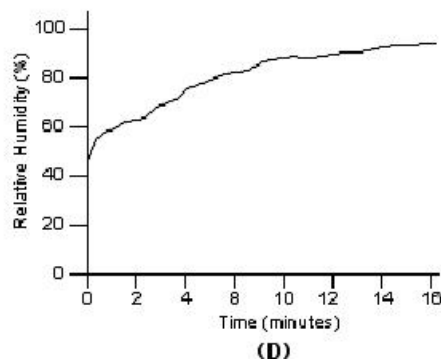
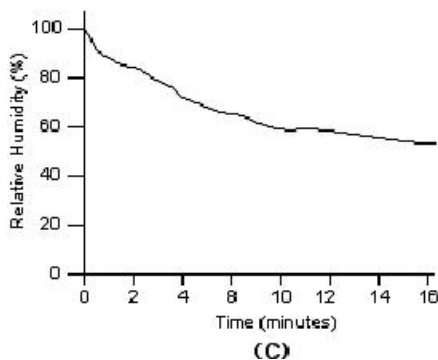
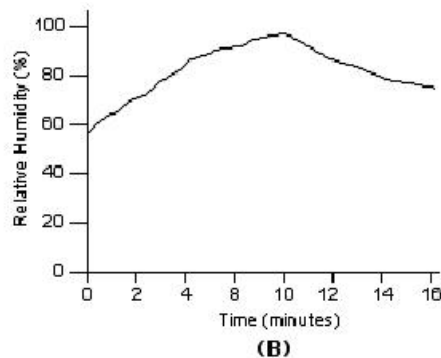
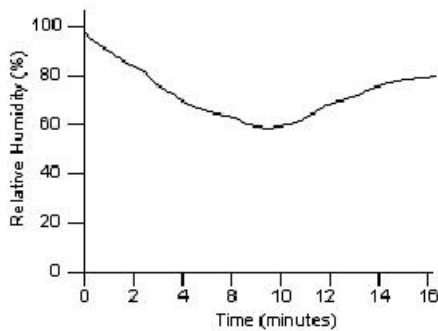


# Monitoring a Living Plant

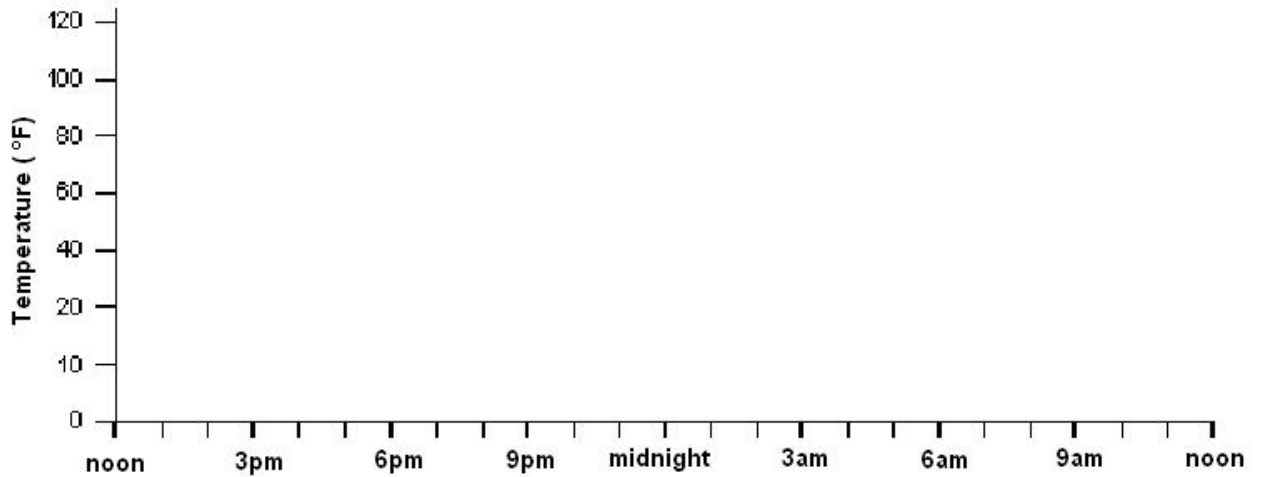
## PostTest

- The amount of water vapor in the air is the
  - air pressure.
  - climate.
  - condensation.
  - humidity.
- Jenna used a relative humidity sensor to measure the humidity in her bathroom while she took a shower. She started recording with the sensor, then she turned on the hot water and took a 10 minute hot shower. Then she turned off the hot water and opened the bathroom door. Which graph shows the data collected from the humidity sensor?

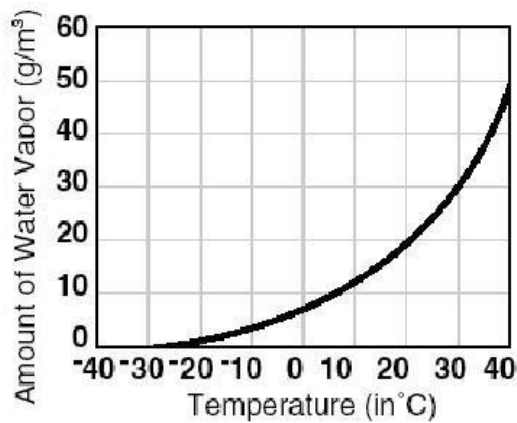


Monitoring a Living Plant

3. Use the graph below to show how the temperature outdoors usually changes on a summer day where you live. Start the graph at noon one day and go until noon the next day.



4. Describe how the amount of water vapor that air can hold changes with air temperature as shown in the graph below.



---

---

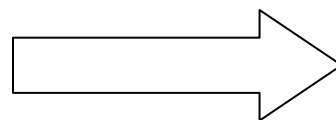
---

---

---


---

---



Monitoring a Living Plant

5. Plants use carbon dioxide from \_\_\_\_\_ to make food.
- A. the air
  - B. the soil
  - C. minerals
  - D. sunlight
6. The stomata in a plant's leaves help the plant to \_\_\_\_\_.
- A. take in carbon dioxide.
  - B. release water.
  - C. both a and b.
  - D. none of the above.
7. Which characteristic could help short plants survive in areas with limited sunlight?
- A. large leaf surfaces
  - B. brightly colored flowers
  - C. thick stems
  - D. shallow roots.



## Monitoring a Living Plant

