

Exploring Sound

PostTest

1. The lowness of a sound is the sound's _____.
 - A. resonance
 - B. vibration
 - C. loudness
 - D. pitch

2. Decide if each object listed below is a "sound source", "sound receiver", or "both". Write the name of the objects in the correct box.

CD player


cell phone

microphone

person's ear

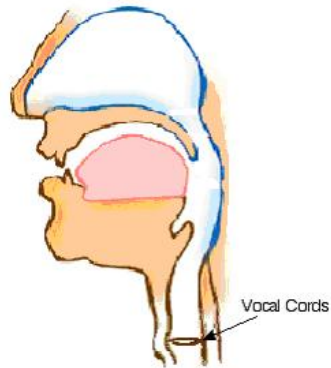
whistle

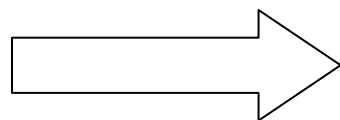
Sound maker	Sound receiver	Both



Exploring Sound

3. How do our vocal cords help us to make sounds?





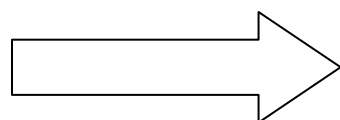
4. Look at the pictures of the musical instruments below.



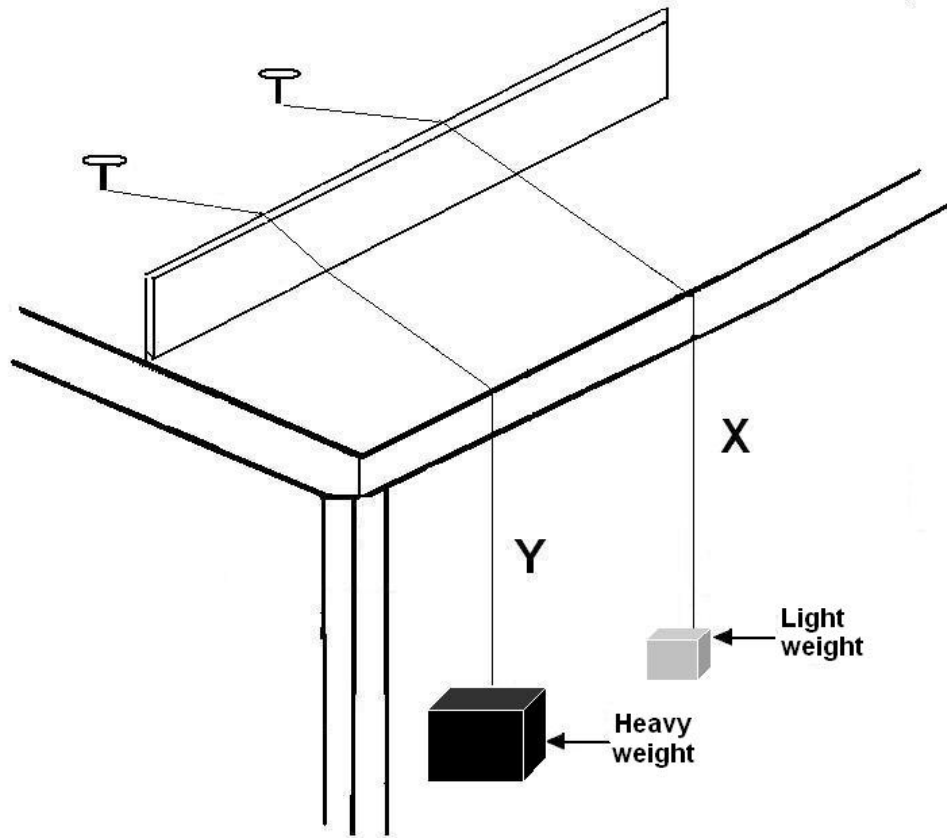
A. How do the instruments make sound?

B. Put the letter "H" under the instrument that can play the highest notes.

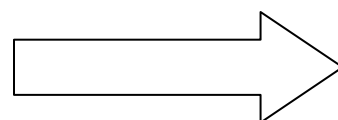
C. Why do you think it can play the highest notes?



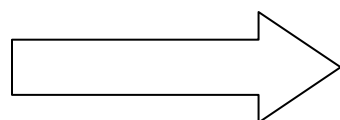
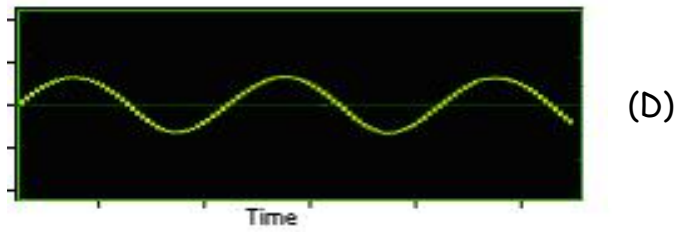
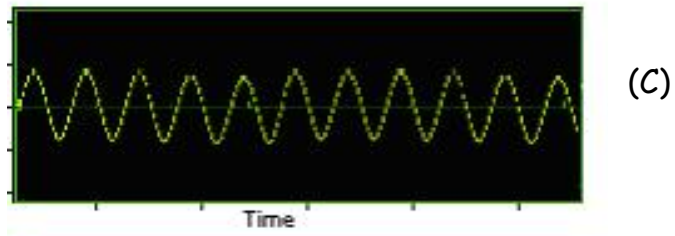
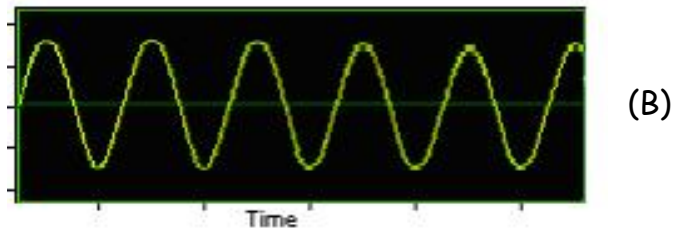
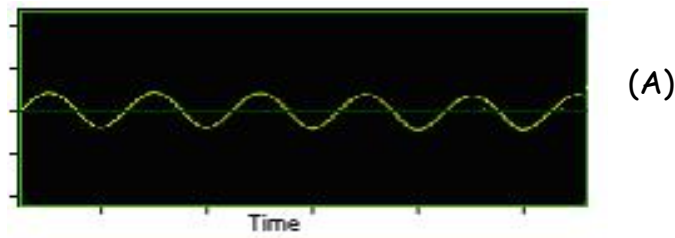
5. A student set up this experiment to learn more about sound. She used two fishing lines of the same length. She attached both lines to the table in the same way. She put a light weight on string X and a heavy weight on string Y.



Then she plucked the strings. Tell how the two sounds are different from each other.



6. Circle the letter next to the sound wave that shows the QUIETEST sound.



Exploring Sound

7. Circle the letter next to the sound wave that shows the HIGHEST pitch sound.

